

## **SOCRATIVE STEPS TO GET STARTED.**

Socrative Web: No download needed for the teacher application. Just go to [t.socrative.com](http://t.socrative.com), click registration, create a distinct virtual room number and you are ready to go in 60 seconds! You can use this site on any web browser laptop, desktop, or mobile device.

Socrative Apps: You can run the lecture from your smartphone by downloading our Apple or Android App.

### **Instructions for your students:**

Go to [m.socrative.com](http://m.socrative.com), enter your virtual room number and click "Join room" - ready to go in 10 seconds! They can also download our Apple or Android App.

### **What Socrative Is All About:**

We're a team of educators, entrepreneurs, and engineers passionate about improving education. We believe in super simple tech tools to enhance classroom engagement, interaction, learning, and fun.

We're currently in Beta which means you get our software for free. We just ask for your feedback on how we can improve our product. We will respond quickly and develop our products according to your suggestion so please write to us at [support@socrative.com](mailto:support@socrative.com).

### **Ready to go! Quick Overview.**

Teachers and students can use Socrative on any device with a web browser (tablets, smartphones, laptops, iPod Touches, etc.).

Teachers login at [t.socrative.com](http://t.socrative.com) by entering their email and password.

Students login at [m.socrative.com](http://m.socrative.com) by entering the "virtual room number" provided by the teacher. Students will then see "Waiting for teacher to start an activity...".

Teachers initiate an activity by selecting it on their main screen (e.g. Multiple Choice, T/F, Quick Quiz).

Students respond on their devices.

Students' results are visible on the Teacher's screen or sent in an email.



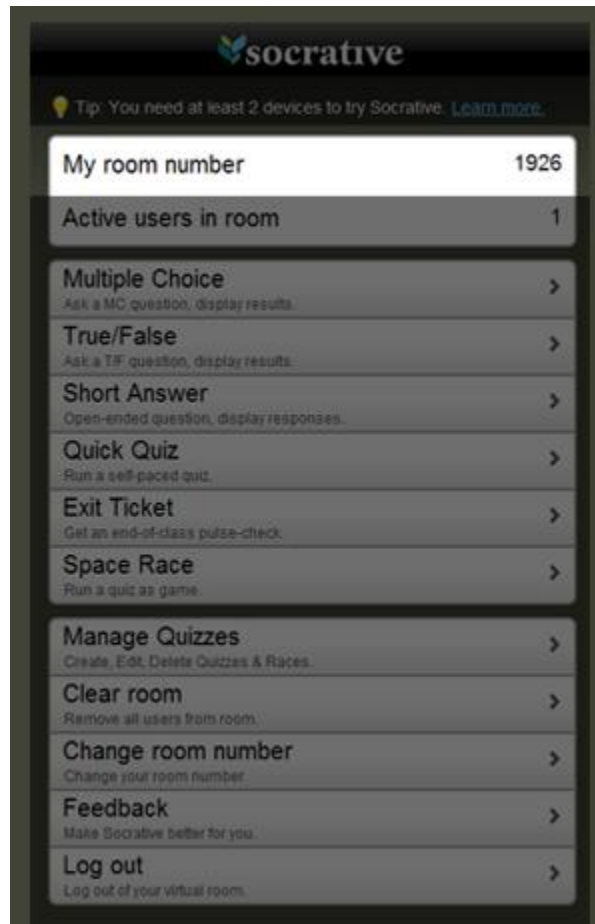
Step One: Tell Students To Join Your Session

Once you've logged into [t.socrative.com](https://t.socrative.com)


Tell your class to go to [m.socrative.com](https://m.socrative.com)

Next, tell them to join Room Number XXXX to participate in your session.

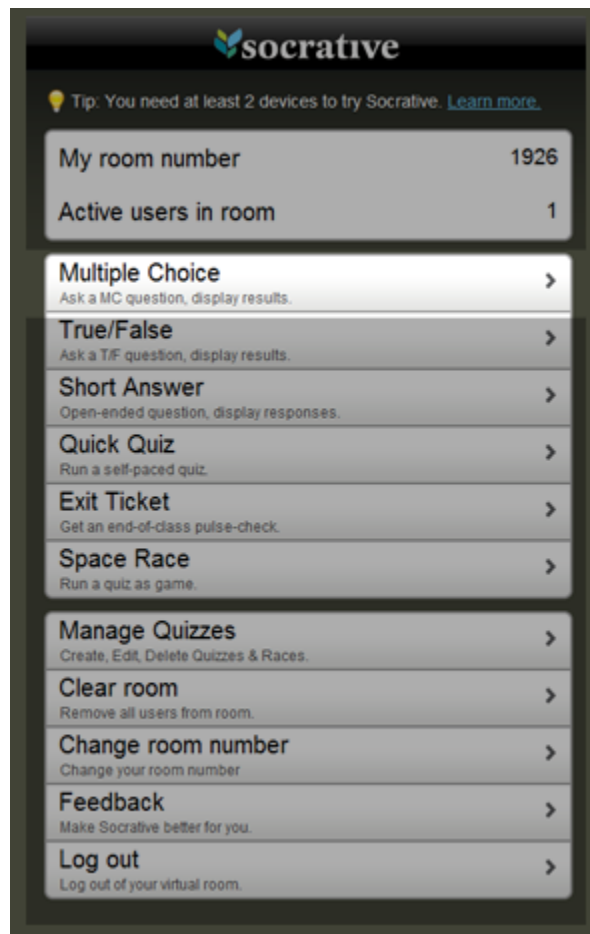
This is your "Virtual Room". You don't need to memorize it. It'll always be on your home screen



### Step Two: Initiate an Activity



"Class: Answer the Multiple Choice question. Scale of A-E, how well do you get it?"



**When the students respond to the questions, you'll see the results on your screen.**

